

TRAVIS COUNTY ESD #3 BOARD MEETING

TABLE OF CONTENTS

March 23, 2026

1. Agenda	page 1
2. Minutes from February 23, 2026	pages 2 - 4
3. Treasurer's Report	pages 5 - 12
4. Payments over \$2,000	page 13
5. Sales Tax Statistics	pages 14 - 22
6. Chief's Monthly Status Report	pages 23 - 25

NOTICE IS HEREBY GIVEN that the Board of Emergency Services Commissioners of Travis County Emergency Services District No. 3 (TCESD3) will hold a regular and publicized meeting at 7:00 p.m. on Monday, March 23, 2026 in the Community Room of TCESD3 Station 302 located at 4111 Barton Creek Blvd., Austin, Travis County, Texas. The subject of and matters to be considered at said meeting include, among other business, the following:

1. Call to order.
2. Proof of quorum.
3. General visitor communications: Receive comments from visitors.
4. Receive presentation on upcoming Good Good Championship golf event.
5. Review and approve the minutes of the February 23, 2026 regular meeting of the District.
6. Review and approval of the Treasurers' monthly report for February 2026.
7. Approve payments over \$2,000 from February 20 to March 20, 2026.
8. Approve the Board President to sign Memorandum of Understanding for participation in Texas Emergency Management Assistance Teams.
9. Review of Sales Tax Statistics
10. Review of Chief's Monthly Status Reports
 1. Significant incident runs;
 2. Statistics;
 3. Special Project Updates
11. Other Business:
 1. Report on any ESDCC activities. Announcement of the next ESDCC meeting dates.
 2. Commissioner Announcements (no action will be taken on any such announcements).
12. Under Texas Government Code 55.074 (Deliberations about Personnel Matters) the Board will call for a CLOSED MEETING to discuss matters regarding Chief J.J. Wittig.
13. Announcement of future meeting dates of the Board of ESD 03 Commissioners.
14. Adjourn.

By: _____ Herb Holloway, Business Manager

NOTE: The Board of Emergency Services Commissioners reserves the right to adjourn into Closed Meeting at any time during the course of this meeting to discuss any of the agenda items listed above as authorized by Texas Government Code, Section 551.071 (Consultation with Attorney), 551.072 (Deliberations about Real Property), 551.073 (Deliberations about Gifts and Donations), 551.074 (Personnel Matters), and 551.076 (Deliberations about Security Devices) or other applicable law. Travis County Emergency Services District Number 3 is committed to compliance with the Americans with Disabilities Act. Reasonable modification and equal access to communications will be provided upon request. Please call the District Administrative Office at 288-5534 for information. Hearing impaired or speech disabled persons equipped with telecommunication devices for the deaf may call the statewide Relay Program at 1-800-735-2988 or by dialing '711'. Visitor Communications are regular agenda items at monthly meetings of the Board of Emergency Services Commissioners of Travis County Emergency Services District Number 3. Visitors who wish to speak under Visitor's Communications must sign up before the meeting is called to order. Each person, organization or group wishing to address the Board will be allowed a maximum of three (3) minutes to speak on items on the agenda or other business of the District. Speakers may register in person at the posted location of the meeting, starting 30 minutes prior to the start of the meeting and using the form provided. The speaker will give his/her name, address, organizational affiliation, if any, and indicate the subject he/she intends to address. The Board welcomes citizen comment on any issue, but the Open Meetings Act prohibits any board action on issues not posted on the agenda. The District reserves the right to terminate any presentation by a speaker if it is disruptive of the good conduct of the meeting, or is in violation of law.

The undersigned affirms and states that he posted or caused to be posted a true and correct copy of the foregoing notice at a place convenient to the public at the Travis County ESD3 Administrative Office, 4111 Barton Creek Boulevard, Travis County, Texas, a location within said Travis County Emergency Services District Number 3 at _____ .M. on March 17, 2026

By: _____ Herb Holloway, Business Manager

Minutes of Travis County Emergency Services District #3

February 23, 2026

Attached to and incorporated into these minutes is a copy of the official agenda for the February 23, 2026 meeting.

Under Agenda Item 1 & 2: Commissioner President Edd New called the Travis County Emergency Services District #3 (TCESD# 3, the District) Board of Commissioners' regular meeting to order at 7:00 p.m. A quorum was established with Commissioners John Villanacci, David Detwiler, Carroll Knight, and Matt Escobedo in attendance. Fire department personnel present at the meeting included: Chief Wittig, Assistant Chief Ramsdell, Business Manager Herb Holloway, Firefighters Lyngaas, Grieser, Gay, and Denner, and Guests Sal Salupo and Jim Key.

Under Agenda Item 3: No announcements were made.

Under Agenda Item 4: The Statement of Officer was recited and solemnly sworn to by all five (5) TCESD #3 Commissioners and Executed by same. All five (5) Commissioners then took the Oath of Office to faithfully execute the duties of the office of Travis County Emergency Services District #3. Business Manager Herbert Holloway certified their Oaths and signed to such.

A reconfirmation of Title of Position was agreed to by all Commissioners.

President – J. Edd New

Vice President – John Villanacci

Treasurer – Carrol D. Knight

Assistant Treasurer – David Detwiler

Commissioner – Matt Escobedo

Under Agenda Item 5: Acknowledged the January 26, 2026 Regular Meeting did not occur due to icy weather.

Under Agenda Item 6: The minutes of the December 15, 2025 Regular meeting were reviewed. Commissioner Villanacci moved to approve. Commissioner Escobedo seconded the motion, which was carried unanimously.

Under Agenda Item 7: The Treasurers Report ending December 2025 was reviewed. Commissioner Villanacci moved to approve. Commissioner Detwiler seconded the motion, which was carried unanimously.

Under Agenda Item 8: Checks over \$2,000 from December 11, 2025 to January 22, 2026 were reviewed. Commissioner Villanacci moved to approve. Commissioner Detwiler seconded the motion, which was carried unanimously.

Under Agenda Item 9: The Investment Officer's Report ending December 30, 2025 was reviewed. Commissioner Escobedo moved to approve. Commissioner Detwiler seconded the motion which was carried unanimously.

Under Agenda Item 10: Acknowledged the Closed Meeting under Texas Government Code 55.074 (Deliberations about Personnel Matters) was held on February 5, 2026.

Under Agenda Item 11: The minutes of the Closed Meeting under Texas Government Code 55.074 (Deliberations about Personnel Matters) were reviewed and no action was taken. Commissioner Villanacci moved to approve. Commissioner Knight seconded the motion which was carried unanimously.

Under Agenda Item 12: The Treasurers Report ending January 2026 was reviewed. Commissioner Knight moved to approve. Commissioner Villanacci seconded the motion which was carried unanimously.

Under Agenda Item 13: Checks over \$2,000 from January 22 to February 20, 2026 were reviewed. Commissioner Escobedo moved to approve. Commissioner Detwiler seconded the motion which was carried unanimously.

Under Agenda Item 14: Chief Wittig presented the Sales Tax reports.

Under Agenda Item 15: Assistant Chief Ramsdell presented the Monthly Status Report

Under Agenda Item 16: It was announced that the next ESDCC meeting will be held in April.

Under Agenda Item 17: President New called a closed meeting under Texas Government Code 55.074 (Deliberations about Personnel Matters) at 7:47 p.m. The Closed Meeting was reopened into the Regular Meeting at 8:35 p.m. President New stated there were no actions were taken.

Under Agenda Item 18: It was announced that the next REGULAR Board meetings of TCESD #3 would be held on March 23, April 27, and May 18, 2025 at Station 302.

Under Agenda Item 19: Meeting was adjourned at 8:36 p.m.

NOTICE IS HEREBY GIVEN that the Board of Emergency Services Commissioners of Travis County Emergency Services District No. 3 (TCESD3) will hold a regular and publicized meeting at 7:00 p.m. on Monday, February 23, 2026 in the Community Room of TCESD3 Station 302 located at 4111 Barton Creek Blvd., Austin, Travis County, Texas. The subject of and matters to be considered at said meeting include, among other business, the following:

1. Call to order.
2. Proof of quorum.
3. General visitor communications: Receive comments from visitors.
4. Action on Statements of appointed Commissioners, administration of Oaths of Office for Commissioners.
5. Note that the January 26, 2026 Regular Meeting at 7:00 P.M. did not occur due to a Statewide ice and sleet storm.
6. Review and approve the minutes of the December 15, 2025 regular meeting of the District.
7. Review and approval of the Treasurers' monthly report for December 2025.
8. Approve payments over \$2,000 from December 11th to January 22, 2026.
9. Review and approve the Investment Officers Report ending December 30, 2025
10. Note that there was a publicized Closed meeting of the Board on February 5, 2026 under Texas Government Code 55.074 regarding deliberation about Personnel Matters.
11. Review and approve the minutes of the February 5, 2026 Closed meeting of the District.
12. Review and approval of the Treasurers' monthly report for January 2026.
13. Approve payments over \$2,000 from January 23rd to February 26, 2026.
14. Review of Sales Tax Statistics
15. Review of Chief's Monthly Status Reports
 1. Significant incident runs;
 2. Statistics;
 3. Special Project Updates
16. Other Business:
 1. Report on any ESDCC activities. Announcement of the next ESDCC meeting dates.
 2. Commissioner Announcements (no action will be taken on any such announcements).
17. Under Texas Government Code 55.074 (Deliberations about Personnel Matters) the Board will call for a CLOSED MEETING to discuss matters regarding Chief J.J. Wittig.
18. Announcement of future meeting dates of the Board of ESD 03 Commissioners.
19. Adjourn.

By: _____ Herb Holloway, Business Manager

NOTE: The Board of Emergency Services Commissioners reserves the right to adjourn into Closed Meeting at any time during the course of this meeting to discuss any of the agenda items listed above as authorized by Texas Government Code, Section 551.071 (Consultation with Attorney), 551.072 (Deliberations about Real Property), 551.073 (Deliberations about Gifts and Donations), 551.074 (Personnel Matters), and 551.076 (Deliberations about Security Devices) or other applicable law. Travis County Emergency Services District Number 3 is committed to compliance with the Americans with Disabilities Act. Reasonable modification and equal access to communications will be provided upon request. Please call the District Administrative Office at 288-5534 for information. Hearing impaired or speech disabled persons equipped with telecommunication devices for the deaf may call the statewide Relay Program at 1-800-735-2988 or by dialing '711'. Visitor Communications are regular agenda items at monthly meetings of the Board of Emergency Services Commissioners of Travis County Emergency Services District Number 3. Visitors who wish to speak under Visitor's Communications must sign up before the meeting is called to order. Each person, organization or group wishing to address the Board will be allowed a maximum of three (3) minutes to speak on items on the agenda or other business of the District. Speakers may register in person at the posted location of the meeting, starting 30 minutes prior to the start of the meeting and using the form provided. The speaker will give his/her name, address, organizational affiliation, if any, and indicate the subject he/she intends to address. The Board welcomes citizen comment on any issue, but the Open Meetings Act prohibits any board action on issues not posted on the agenda. The District reserves the right to terminate any presentation by a speaker if it is disruptive of the good conduct of the meeting, or is in violation of law.

The undersigned affirms and states that he posted or caused to be posted a true and correct copy of the foregoing notice at a place convenient to the public at the Travis County ESD3 Administrative Office, 4111 Barton Creek Boulevard, Travis County, Texas, a location within said Travis County Emergency Services District Number 3 at _____ .M. on February 17, 2026.

By: _____ Herb Holloway, Business Manager

Travis County ESD#3
Balance Sheet Prev Year Comparison
As of February 28, 2026

	Feb 28, 26	Feb 28, 25	\$ Change
ASSETS			
Current Assets			
Checking/Savings			
112 · Charles Swab - Cash Sweep	3,333.71	2,516.07	817.64
113 · Treasury Bills - RESERVE	7,932,604.05	6,142,733.93	1,789,870.12
110 · WF ADVISORS - Cash Sweep	23,438.09	6,125.90	17,312.19
100 WF Money Market 8960	4,695,750.46	3,945,011.80	750,738.66
102 WF Checking Plus 8760	216,258.16	134,071.12	82,187.04
103 WF RESERVE Savings 7928	818,324.00	813,415.42	4,908.58
104 WF General CDs	0.00	1,695,000.00	-1,695,000.00
105 WF RESERVE CDs	0.00	960,000.00	-960,000.00
107 WF 2005 & 2013 Bond Debt	4.25	113,401.25	-113,397.00
108 TexPool Investment 001	8,961,231.49	6,667,188.58	2,294,042.91
109 TexPool RESERVE 002	709,731.00	681,085.58	28,645.42
115 Petty Cash	145.00	145.00	0.00
Total Checking/Savings	23,360,820.21	21,160,694.65	2,200,125.56
Accounts Receivable			
125 Accounts Receivable	2,300.00	46,104.50	-43,804.50
Total Accounts Receivable	2,300.00	46,104.50	-43,804.50
Other Current Assets			
Accounts Receivable - Audit	0.00	16,083.00	-16,083.00
Deferred Inflow	0.00	-15,482.00	15,482.00
123 · Sales Tax Receivable	1,023,607.66	965,682.56	57,925.10
1021 Texas Compt. Reserve Acct	10,987.14	10,466.78	520.36
120 A/R Property Taxes 1yr +	131,703.94	147,209.15	-15,505.21
121 Allowance for Doubtful A/Cs	0.00	-22,081.00	22,081.00
131 · Prepaid Expenses	324,898.34	292,254.35	32,643.99
Total Other Current Assets	1,491,197.08	1,394,132.84	97,064.24
Total Current Assets	24,854,317.29	22,600,931.99	2,253,385.30
Fixed Assets			
Land and Land Improvements	1,350,661.00	1,350,661.00	0.00
Fire Trucks and Vehicles	3,662,975.70	3,630,794.70	32,181.00
Office and Other Equipment	1,283,809.42	1,135,763.42	148,046.00
Buildings	7,452,493.73	7,367,126.73	85,367.00
Accumulated Depreciation	-6,279,279.15	-5,730,768.15	-548,511.00
Total Fixed Assets	7,470,660.70	7,753,577.70	-282,917.00
TOTAL ASSETS	32,324,977.99	30,354,509.69	1,970,468.30

Travis County ESD#3
Balance Sheet Prev Year Comparison
As of February 28, 2026

	Feb 28, 26	Feb 28, 25	\$ Change
LIABILITIES & EQUITY			
Liabilities			
Current Liabilities			
Other Current Liabilities			
Accounts Payable - Audit	103,461.29	42,063.26	61,398.03
200 Deferred Revenue - Prop Tax	131,703.94	125,128.15	6,575.79
260 Accrued salaries payable	56,538.07	256,649.98	-200,111.91
Total Other Current Liabilities	291,703.30	423,841.39	-132,138.09
Total Current Liabilities	291,703.30	423,841.39	-132,138.09
Long Term Liabilities			
Accrued Vacation Payable	436,392.00	395,966.00	40,426.00
2013 Limited Bonds	0.00	80,000.00	-80,000.00
Total Long Term Liabilities	436,392.00	475,966.00	-39,574.00
Total Liabilities	728,095.30	899,807.39	-171,712.09
Equity			
Investment in Fixed Assets	8,121,208.52	7,775,614.52	345,594.00
Fund Balance - Unassigned	17,457,444.47	17,269,188.50	188,255.97
Fund Balance - Assigned	3,802,866.27	1,298,798.80	2,504,067.47
Net Revenue	2,215,363.43	3,111,100.48	-895,737.05
Total Equity	31,596,882.69	29,454,702.30	2,142,180.39
TOTAL LIABILITIES & EQUITY	32,324,977.99	30,354,509.69	1,970,468.30

Travis County ESD#3
Revenue & Expense Prev Year Comparison
February 2026

	Feb 26	Feb 25	\$ Change
Revenue and Expense			
Revenue			
407 INTEREST	44,029.28	36,365.08	7,664.20
410 PROPERTY TAX	798,911.89	558,918.95	239,992.94
415 SALES TAX ALLOCATION	560,568.35	534,019.17	26,549.18
435 FACILITY RENTAL	2,145.00	250.00	1,895.00
470 FIRE ACADEMY FEES	-1,867.15	-18,153.10	16,285.95
471 EMT SCHOOL FEES	-3,555.00	-1,250.00	-2,305.00
485 MISCELLANEOUS	2,384.08	0.00	2,384.08
Total Revenue	1,402,616.45	1,110,150.10	292,466.35
Expense			
500 COST OF REVENUE ACQUISITION	12,211.37	11,680.38	530.99
600 EMERGENCY RESPONSE	285,181.50	60,746.12	224,435.38
630 CONTINUED EDUCATION	24,662.73	8,406.64	16,256.09
640 HUMAN RESOURCES	495,481.44	513,544.11	-18,062.67
650 ADMINISTRATION	22,768.04	42,816.83	-20,048.79
670 PREVENTION/PUBLIC EDUCATION	900.00	973.06	-73.06
Total Expense	841,205.08	638,167.14	203,037.94
Net revenue	561,411.37	471,982.96	89,428.41

Travis County ESD#3
Revenue & Expense Prev Year Comparison
October 2025 through February 2026

	Oct '25 - Feb 26	Oct '24 - Feb 25	\$ Change
Revenue and Expense			
Revenue			
407 INTEREST	350,625.40	263,420.19	87,205.21
410 PROPERTY TAX	3,508,553.89	2,998,260.58	510,293.31
415 SALES TAX ALLOCATION	2,790,170.84	2,596,135.10	194,035.74
435 FACILITY RENTAL	2,945.00	16,954.00	-14,009.00
470 FIRE ACADEMY FEES	43,921.90	57,918.73	-13,996.83
471 EMT SCHOOL FEES	-3,555.00	7,916.45	-11,471.45
480 DONATIONS	4,750.00	4,000.00	750.00
485 MISCELLANEOUS	2,384.08	350.52	2,033.56
493 REIMBURSEMENTS	185,658.37	546,690.46	-361,032.09
Total Revenue	6,885,454.48	6,491,646.03	393,808.45
Expense			
500 COST OF REVENUE ACQUISITION	79,718.04	74,238.98	5,479.06
600 EMERGENCY RESPONSE	1,802,637.89	279,853.49	1,522,784.40
630 CONTINUED EDUCATION	88,079.38	62,130.65	25,948.73
640 HUMAN RESOURCES	2,536,605.70	2,759,674.71	-223,069.01
650 ADMINISTRATION	151,729.40	191,043.84	-39,314.44
670 PREVENTION/PUBLIC EDUCATION	11,320.64	8,972.88	2,347.76
685 MACKEY FIELD	0.00	4,631.00	-4,631.00
Total Expense	4,670,091.05	3,380,545.55	1,289,545.50
Net Revenue	2,215,363.43	3,111,100.48	-895,737.05

Travis County ESD#3
Revenue & Expense Budget vs. Actual
October 2025 through February 2026

	Oct '25 - Feb 26	Budget	\$ Over Budget
Revenue and Expense			
Revenue			
407 INTEREST	350,625.40	239,245.00	111,380.40
410 PROPERTY TAX	3,508,553.89	3,539,533.54	-30,979.65
415 SALES TAX ALLOCATION	2,790,170.84	2,055,580.00	734,590.84
435 FACILITY RENTAL	2,945.00	5,402.00	-2,457.00
470 FIRE ACADEMY FEES	43,921.90	31,250.00	12,671.90
471 EMT SCHOOL FEES	-3,555.00	4,600.00	-8,155.00
480 DONATIONS	4,750.00	0.00	4,750.00
485 MISCELLANEOUS	2,384.08	0.00	2,384.08
493 REIMBURSEMENTS	185,658.37	0.00	185,658.37
Total Revenue	6,885,454.48	5,875,610.54	1,009,843.94
Expense			
500 COST OF REVENUE ACQUISITION	79,718.04	58,560.00	21,158.04
600 EMERGENCY RESPONSE	1,802,637.89	1,852,230.00	-49,592.11
630 CONTINUED EDUCATION	88,079.38	118,940.00	-30,860.62
640 HUMAN RESOURCES	2,536,605.70	2,836,850.00	-300,244.30
650 ADMINISTRATION	151,729.40	216,280.00	-64,550.60
670 PREVENTION/PUBLIC EDUCATION	11,320.64	14,205.00	-2,884.36
Total Expense	4,670,091.05	5,097,065.00	-426,973.95
Net Revenue	2,215,363.43	778,545.54	1,436,817.89

Travis County ESD#3
Profit & Loss
 October 2025 through February 2026

Oct '25 - Feb 26

Revenue and Expense

Revenue

407 INTEREST	350,625.40
410 PROPERTY TAX	
4101 Prop Tax Current	3,487,457.10
4102 Prop Tax Prior	21,096.79
Total 410 PROPERTY TAX	3,508,553.89
415 SALES TAX ALLOCATION	2,790,170.84
435 FACILITY RENTAL	
4351 BC Room Rental	900.00
4352 Mackey Field rental	2,045.00
Total 435 FACILITY RENTAL	2,945.00
470 FIRE ACADEMY FEES	43,921.90
471 EMT SCHOOL FEES	
4739 · EMT Academy 29	0.00
4738 · EMT Academy 27	-780.00
4737 · EMT Academy 26	-1,275.00
4736 · EMT Academy 25	-1,500.00
Total 471 EMT SCHOOL FEES	-3,555.00
480 DONATIONS	
General Donations	3,100.00
480 DONATIONS - Other	1,650.00
Total 480 DONATIONS	4,750.00
485 MISCELLANEOUS	2,384.08
493 REIMBURSEMENTS	
4934 TIFMAS	85,541.67
493 REIMBURSEMENTS - Other	100,116.70
Total 493 REIMBURSEMENTS	185,658.37
Total Revenue	6,885,454.48

Expense

500 COST OF REVENUE ACQUISITION	
501 Prop Tax Coll & Val fees	18,914.62
502 Sales Tax Collection Costs	60,803.42
Total 500 COST OF REVENUE ACQUISITION	79,718.04
600 EMERGENCY RESPONSE	
601 Apparatus	1,352,255.60
602 Pagers	160.00
603 Dispatch & Communications	75,365.88
604 Fuel	7,716.19
605 SCBA Maintenance	172,963.65
606 Vehicle Maint & Repairs	47,303.03
608 Vehicle Supplies	84,772.90
609 Uniforms & Protective Gear	13,292.94

Travis County ESD#3
Profit & Loss
October 2025 through February 2026

Oct '25 - Feb 26

611 Supplies - EMS	22,611.70
613 Auto Insurance	26,196.00
Total 600 EMERGENCY RESPONSE	1,802,637.89
630 CONTINUED EDUCATION	
631 Training - EMS	1,552.27
632 Training - Fire & Rescue	40,099.10
633 Seminars & Conferences	24,448.11
634 Fire Academy	21,669.90
635 EMT Certification School	310.00
Total 630 CONTINUED EDUCATION	88,079.38
640 HUMAN RESOURCES	
641 Benefits & Payroll Tax	653,589.04
642 Payroll	1,880,791.31
644 Certifications	2,225.35
Total 640 HUMAN RESOURCES	2,536,605.70
650 ADMINISTRATION	
651 Building Maint.	46,791.29
652 Office Supplies	2,401.00
653 Station Supplies	5,870.92
654 Bank Fees	
6541 SCHWAB Tex Reg Bank Fees	8,128.06
654 Bank Fees - Other	1,312.07
Total 654 Bank Fees	9,440.13
655 Dues & Subscriptions	7,838.79
656 Information Technology	6,585.98
657 Postage & Handling	661.32
658 Property & Liability Insura	27,061.00
659 Professional Services	1,057.50
660 Public Notices/Articles	528.00
661 Telephone	3,321.13
662 Utilities	37,075.60
666 Contract Services	3,096.74
Total 650 ADMINISTRATION	151,729.40
670 PREVENTION/PUBLIC EDUCATION	
672 Public Education	11,320.64
Total 670 PREVENTION/PUBLIC EDUCATION	11,320.64
Total Expense	4,670,091.05
Net Revenue	2,215,363.43

**TRAVIS COUNTY ESD #3
PROPERTY TAX REVENUE COLLECTION COMPARISON**

	FISCAL YEAR ENDING				Compared to prior year	
	2025		2026		Month \$	
	For all prior to 2024 taxes	For Current 2024-2025	For all prior to 2024 taxes	For Current 2025-2026		
OCT	\$1,044	\$0	\$2,819	\$0	\$0	0%
NOV	\$19,235	\$37,586	\$935	\$97,017	\$59,431	158%
DEC	\$1,297	\$1,140,307	\$11,535	\$1,392,684	\$252,377	22%
JAN	\$1,019	\$1,623,215	\$4,350	\$1,576,446	-\$46,769	-3%
FEB	\$382	\$179,075	\$4,063	\$434,703	\$255,628	143%
MAR	-\$1,453	\$59,344			-\$59,344	-100%
APR	\$241	\$9,669			-\$9,669	-100%
MAY	-\$103	\$15,681			-\$15,681	-100%
JUN	\$777	\$3,484			-\$3,484	-100%
JUL	-\$1,963	\$14,889			-\$14,889	-100%
AUG	-\$19	\$4,249			-\$4,249	-100%
SEPT	-\$965	\$2,919			-\$2,919	-100%
YEAR	\$19,491	\$3,090,417	\$23,702	\$3,500,850	\$410,433	
	\$	3,109,909		\$3,524,552		
			2025-26 Tax Levy	\$3,663,090		

NET CERTIFIED TAXABLE PROPERTY VALUE UPDATES FROM TCAD

Rec'd	FISCAL YEAR ENDING				Inc/(Dec) from	
	2025		2026		Prior Year \$	Prior Year %
	2024	2025	2024	2025		
OCT	\$5,555,074,925	\$5,971,584,957	\$5,971,584,957	\$6,211,657,446	\$240,072,489	96%
NOV	\$5,555,074,925	\$5,971,383,511	\$5,971,584,957	\$6,211,657,446	\$240,072,489	96%
DEC	\$5,555,074,925	\$5,971,383,511	\$5,971,584,957	\$6,211,657,446	\$240,072,489	96%
JAN	\$5,555,074,925	\$5,959,663,222	\$5,971,584,957	\$6,211,657,446	\$240,072,489	96%
FEB	\$5,527,847,891	\$5,957,214,081	\$5,971,584,957	\$6,211,657,446	\$240,072,489	96%
MAR	\$5,824,520,221	\$5,960,793,784			\$0	#DIV/0!
APR	\$5,824,520,221	\$5,960,793,784			\$0	#DIV/0!
MAY	\$5,824,520,221	\$5,960,793,784			\$0	#DIV/0!
JUN	\$5,530,028,973	\$6,142,977,998			\$0	#DIV/0!
JUL	\$5,530,028,973	\$6,142,977,998			\$0	#DIV/0!
AUG	\$5,978,769,295	\$6,228,308,479			\$0	#DIV/0!
SEPT	\$5,971,584,957	\$6,228,308,479			\$0	#DIV/0!

2018-2019 Tax Levy on 6,028 Parcels is \$3,281,236,467 at a tax rate of .0975
 2019-2020 Tax Levy on 6,025 Parcels is \$3,504,957,784 at a tax rate of .0800
 2020-2021 Tax Levy on 6,069 Parcels is \$3,677,674,279 at a tax rate of .0790
 2021-2022 Tax Levy on 6,056 Parcels is \$4,022,828,637 at a tax rate of .0650
 2022-2023 Tax Levy on 6,056 Parcels on \$4,974,785,781 would compute to a NO NEW tax rate of .0538
 ADOPTED RATE FOR 2022-2023 is .0450 or \$2,227,447 in taxes
 2023-2024 NO NEW tax rate is .0411

2024-2025 Tax Levy on \$5,971,584,957 at .0530 would levy \$3,164,940 in taxes
2025-2026 Tax Levy on \$6,228,308,479 at .059000 would levy \$3,674,702 in taxes

Checks over \$2,000 for the period of February 20 to March 18, 2026

<u>Date</u>	<u>Num</u>	<u>Name</u>	<u>Memo</u>	<u>Amount</u>
2/23/2026	Draft	Costco Credit Card	Multiple Charges	\$24,781.35
3/4/2026	Draft	Paychex	Employee 457 & Roth Contribution	\$17,414.01
3/4/2026	Draft	Paychex	Employer 401 Matching	\$29,459.13
3/4/2026	Draft	Paychex	Net Payroll	\$125,964.75
3/4/2026	Draft	Paychex	Employment Taxes	\$47,855.67
3/4/2026	Draft	Money Market	Transfer for March Operations	\$600,000.00
3/16/2026	Draft	Wells Fargo Credit Card	Multiple Charges	\$12,216.80
3/17/2026	Draft	Paychex	Employee 457 & Roth Contribution	\$17,142.03
3/17/2026	Draft	Paychex	Employer 401 Matching	\$28,677.44
3/17/2026	Draft	Paychex	Net Payroll	\$124,418.70
3/17/2026	Draft	Paychex	Employment Taxes	\$46,694.36
3/18/2026	19692	TAC	Health Insurance	\$50,771.86
3/18/2026	19703	Delta Industrial Services	Bunker Gear	\$21,948.10
3/18/2026	19709	Johnson Fitness & Wellness	Treadmill	\$4,417.54
3/18/2026	19711	Leif Johnson Ford	Repair Brush Truck	\$9,928.84
3/18/2026	19712	Lonestar Fire Specialist	Pump Testing	\$2,061.00
3/18/2026	19713	Overhead Door	Replace Broken Cable and Spring ST 301	\$2,901.15
3/18/2026	19724	The Fire Center Inc	Bunker Gear Repair - Fire Academy	\$5,389.95
3/18/2026	19725	The Hartford	Accident Insurance	\$4,520.02
3/18/2026	19726	Travis Central Appraisal District	Quarterly Appraisal	\$4,892.02
3/18/2026	19730	VFIS of Texas	Auto and Liability Insurance	\$22,392.00
3/18/2026	19731	Waste Management of Texas	Trash Service	\$2,753.76

Oak Hill Fire Department
Travis County Emergency Services District #3

Station 301
Circle Drive
9211 Circle Drive
Austin, Texas 78736
512-288-5576
Fax 512-288-5903



Station 302
Barton Creek
4111 Barton Creek
Austin, Texas 78735
Admin 512-288-5534
Fax 512-288-5844

March 2026 Sales Tax Summary

The March allocation reflects sales made during the month of January.

Our March 2026 sales tax allocation was \$447,250 which was down 2.3% (\$10,7124) compared to March 2025 but still up 5.9% (+\$178,375) fiscal year to date compared to last fiscal year.

Our top 10 large companies accounted for 57.6%, our top 30 large companies accounted for 69.3%, and our top 100 large companies accounted for 82.2% of our total fiscal year to date collections.

Compared to March 2025, we saw notable increases from Vaughan & Sons, McCoy's, and one landscaping company. We continued to see decreases from several other landscaping and concrete businesses.

March - Sales Tax Allocations by Year

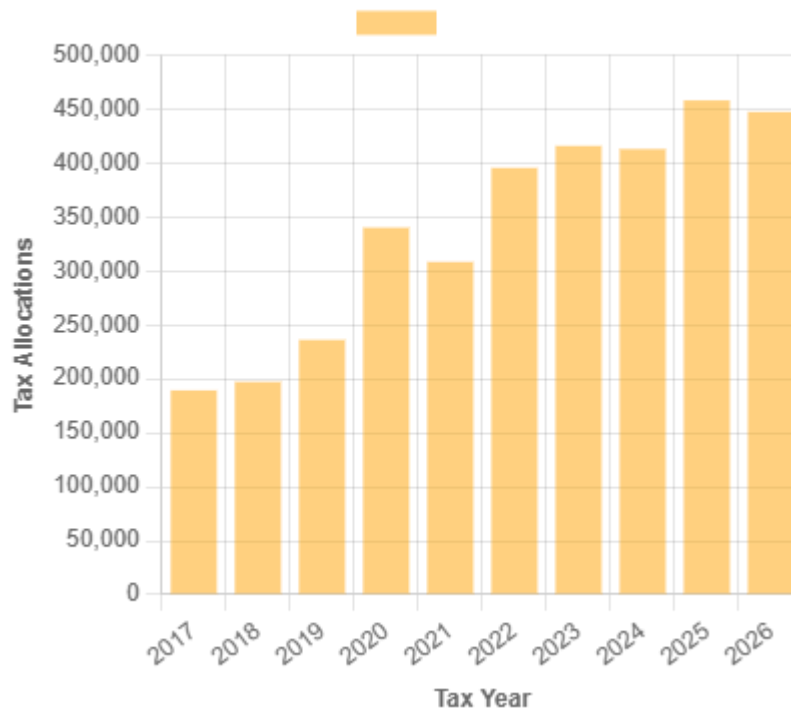


Chart Source: Municipal Advisory Council of Texas (mactexas.com)

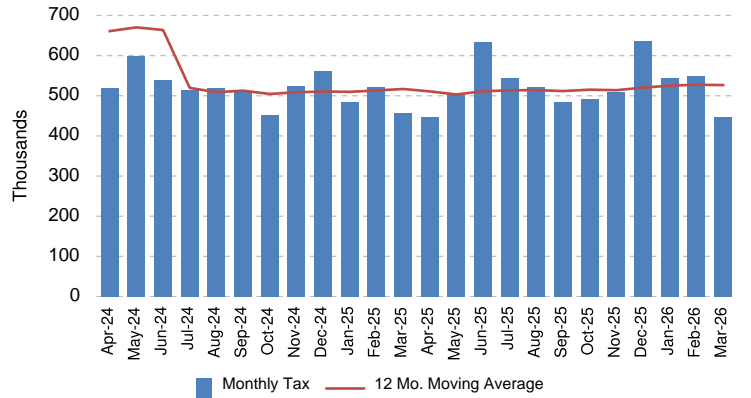
E

SALES TAX SNAPSHOT Travis Co Esd 3 Mar-26

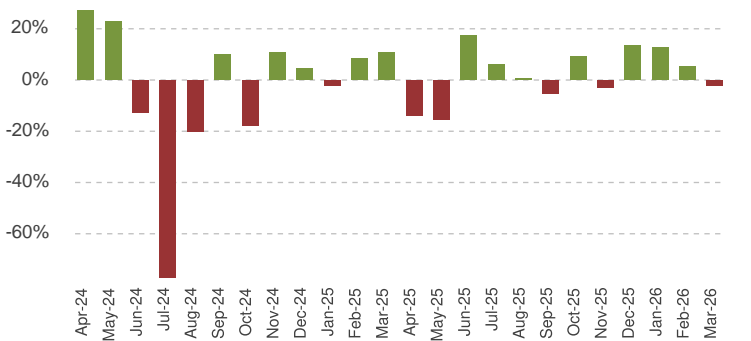
Sales Tax Net Payments

FY Mo.	FY2025	FY2026	YoY % Change
Oct	\$ 451,558	\$ 492,877	9.2%
Nov	\$ 524,331	\$ 509,716	-2.8%
Dec	\$ 561,125	\$ 636,182	13.4%
Jan	\$ 484,410	\$ 545,032	12.5%
Feb	\$ 522,529	\$ 549,232	5.1%
Mar	\$ 457,962	\$ 447,250	-2.3%
Apr	\$ 447,360		
May	\$ 507,439		
Jun	\$ 633,163		
Jul	\$ 544,161		
Aug	\$ 522,210		
Sep	\$ 483,708		
FYTD	\$ 3,001,914	\$ 3,180,289	5.9%
FY Total	\$ 6,139,955		

Sales Tax Net Payments Trend



Sales Tax Net Payments Change - YoY



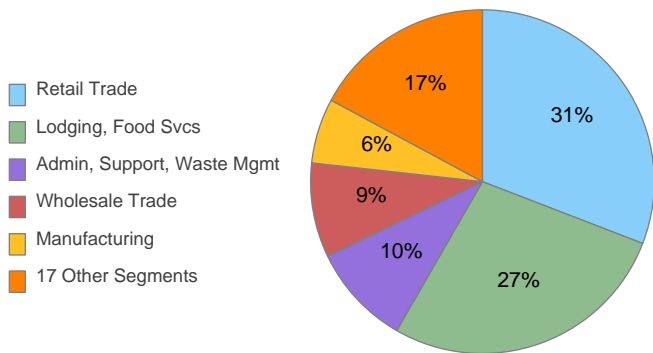
Top 10 Taxpayers

Rank	Company	FYTD Collections	% Total
1	OMNI BARTON CREEK INC.		
2	VAUGHAN & SONS INC.		
3	AMAZON.COM SERVICES LLC (MARKETPLACE)		
4	AMAZON.COM SERVICES LLC		
5	MCCOY CORPORATION		
6	AUSTIN READY-MIX LLC		
7	TOP CHOICE LAWN CARE LLC		
8	FP LEGACY LANDSCAPING LLC		
9	DISCOUNT TIRE COMPANY OF TEXAS INC.		
10	GROVE LANDSCAPES LLC		
Top 10 Companies		\$ 1,870,121	57.6%
5559 Other Large Companies		\$ 1,309,066	40.3%
Small Companies/Other		\$ 59,817	1.8%
Single Local Tax Rate (SLT)		\$ 5,418	0.2%
Total		\$ 3,244,422	100.0%

Industry Segment Collections Trend - YoY % Chg

SEGMENT	Oct	Nov	Dec	Jan	Feb	Mar
Retail Trade	22.9%	5.9%	7.6%	8.1%	-1.5%	11.7%
Lodging, Food Svcs	24.6%	0.9%	-4.4%	8.4%	12.5%	0.5%
Admin, Support, Waste Mgmt	0.1%	-21.8%	-7.6%	-21.7%	-5.5%	-24.5%
Wholesale Trade	16.4%	6.1%	246.3%	143.7%	80.4%	37.7%
Manufacturing	-9.1%	-15.7%	-20.2%	-13.3%	8.2%	-14.1%
All Others	-17.5%	-11.7%	1.8%	6.5%	-8.3%	-20.1%
Total Collections	9.5%	-3.3%	13.7%	11.8%	4.7%	-2.6%

Sales Tax Collections by Industry Segment



Travis Co Esd 3
SALES TAX PAYMENT DETAIL

Mar-26

Fiscal Year: Oct-Sep

COLLECTIONS	Mar-25	Mar-26	Chg. \$ Chg. %	Prior FYTD	Current FYTD	Chg. \$ Chg. %
Current Period	437,881	429,631	(8,250) -1.9%	2,926,068	3,060,912	134,844 4.6%
Prior Period	4,763	11,142	6,379 133.9%	39,499	109,171	69,672 176.4%
Future Period	17,869	6,555	(11,314) -63.3%	38,440	28,771	(9,669) -25.2%
Audit	337	1,450	1,113 330.2%	20,045	3,182	(16,863) -84.1%
Unidentified	74	55	(19) -25.4%	819	684	(135) -16.5%
Single Local Tax Rate	5,023	5,418	395 7.9%	37,212	41,703	4,491 12.1%
TOTAL	465,947	454,251	(11,696) -2.5%	3,062,082	3,244,422	182,340 6.0%
Service Fee	(9,319)	(9,085)	234 2.5%	(61,242)	(64,888)	(3,647) -6.0%
Current Retained	(9,133)	(8,903)	229 2.5%	(60,017)	(63,591)	(3,574) -6.0%
Prior Retained	10,467	10,987	520 5.0%	61,091	64,346	3,255 5.3%
NET PAYMENT	457,962	447,250	(10,712) -2.3%	3,001,914	3,180,289	178,375 5.9%

Travis Co Esd 3
TOP 30 COMPANIES RANK and CHANGE SUMMARY
Mar-26

Fiscal Year: Oct-Sep

Rank*	Company	NAICS Key	Prior	Current	Change \$	Change %	Current
			Fiscal YTD Sales Tax Collections	Fiscal YTD Sales Tax Collections			Fiscal YTD % Total Collections
1	OMNI BARTON CREEK INC.	22					
2	VAUGHAN & SONS INC.	8					
3	AMAZON.COM SERVICES LLC (MARKETPLACE)	9					
4	AMAZON.COM SERVICES LLC	9					
5	MCCOY CORPORATION	9					
6	AUSTIN READY-MIX LLC	5					
7	TOP CHOICE LAWN CARE LLC	18					
8	FP LEGACY LANDSCAPING LLC	9					
9	DISCOUNT TIRE COMPANY OF TEXAS INC.	9					
10	GROVE LANDSCAPES LLC	18					
TOP 10 LARGE** COMPANIES			1,646,790	1,870,121	223,331	13.6%	57.6%
11	APPLE INC.	5					
12	SITEPRO RENTALS INC.	15					
13	YARDDOC LLC	18					
14	A. M. PETROLEUM INC.	9					
15	AUSTIN EAGLE MANAGEMENT SERVICES LTD.	16					
16	WASTEWATER OPERATIONS LLC	4					
17	J MAASS INC	4					
18	J.J. ORION LLC	9					
19	ELEMENTS GROUP AUSTIN LLC	18					
20	CITY OF AUSTIN	24					
21	NEW CINGULAR WIRELESS PCS LLC	12					
22	BAREFOOT MOSQUITO AND PEST CONTROL LLC	18					
23	PEDERNALES ELECTRIC COOPERATIVE INC.	3					
24	MAGELLAN CRUDE OIL PIPELINE COMPANY L.P.	10					
25	TEXAS DISPOSAL SYSTEMS INC.	18					
26	EBAY INC.	9					
27	MOM'S CONVENIENCE STORE INC.	9					
28	BLUE CHEM INC.	18					
29	ASAP STONE AND LANDSCAPE SUPPLY LLC.	9					
30	PRASLA ENTERPRISE A TEXAS FOR PROFIT CORPORAT 9						
TOP 30 LARGE COMPANIES			2,141,347	2,249,308	107,961	5.0%	69.3%
TOP 100 LARGE COMPANIES			2,561,549	2,668,305	106,756	4.2%	82.2%
5,468 OTHER LARGE COMPANIES			445,454	510,881	65,427	14.7%	15.7%
SMALL COMPANIES \& OTHER			17,867	23,533	5,665	31.7%	0.7%
SINGLE LOCAL TAX RATE COLLECTIONS (SLT)			37,212	41,703	4,491	12.1%	1.3%
TOTAL COLLECTIONS			3,062,082	3,244,422	182,340	6.0%	100.0%
STATE COMPTROLLER FEES			60,168	64,133	3,965	6.6%	2.0%
NET PAYMENTS			3,001,914	3,180,289	178,375	5.9%	98.0%

* Ranked by Total of Last Fiscal Year + Current Fiscal YTD

** Businesses whose detailed sales tax data is available

©2026
All Rights Reserved

Travis Co Esd 3
INDUSTRY SEGMENT RANK & CHANGE
Mar-26

Fiscal Year: Oct-Sep

INDUSTRY SEGMENT*	% Total Current YTD Collections	Prior Fiscal YTD Sales Tax Collections	Current Fiscal YTD Sales Tax Collections	Change	
				\$	%
Retail Trade	31.3%	921,100	996,461	75,361	8.2%
Lodging, Food Svcs	26.6%	800,435	844,232	43,797	5.5%
Admin, Support, Waste Mgmt	8.7%	317,711	275,444	(42,267)	-13.3%
Wholesale Trade	11.7%	201,065	371,315	170,250	84.7%
Manufacturing	5.5%	200,208	175,093	(25,116)	-12.5%
Top 5	83.7%	2,440,519	2,662,545	222,027	9.1%
Construction	2.6%	106,321	82,015	(24,307)	-22.9%
Other Services	2.6%	74,924	81,832	6,909	9.2%
Prof, Scientific, Tech Svcs	2.0%	93,999	65,002	(28,996)	-30.8%
Real Estate, Rental, Leasing	1.8%	67,713	57,673	(10,039)	-14.8%
Information excl. Telecom	2.3%	54,940	73,836	18,896	34.4%
Telecom	1.6%	56,268	51,641	(4,627)	-8.2%
Recreation, Arts, Entmt	1.0%	32,802	32,689	(113)	-0.3%
Public Admin	0.5%	22,898	17,212	(5,686)	-24.8%
Transportation, Warehousing	0.3%	16,152	10,860	(5,292)	-32.8%
Utilities	0.4%	15,598	14,290	(1,308)	-8.4%
Ag, Forestry, Fishing, Hunting	0.5%	14,074	15,008	934	6.6%
Education Services	0.2%	7,630	7,601	(29)	-0.4%
Unidentified	0.1%	669	2,310	1,642	245.6%
Financial, Insurance	0.1%	876	3,661	2,785	318.1%
Health Care, Social Assistance	0.0%	1,568	909	(659)	-42.0%
Mining, Oil/Gas Extr	0.0%	54	50	(4)	-7.4%
Company, Enterprise Mgmt	0.0%	1	53	52	6241.7%
All Other	16.3%	566,485	516,641	(49,843)	-8.8%
TOTAL COLLECTIONS	100.0%	3,007,003	3,179,187	172,183	5.7%

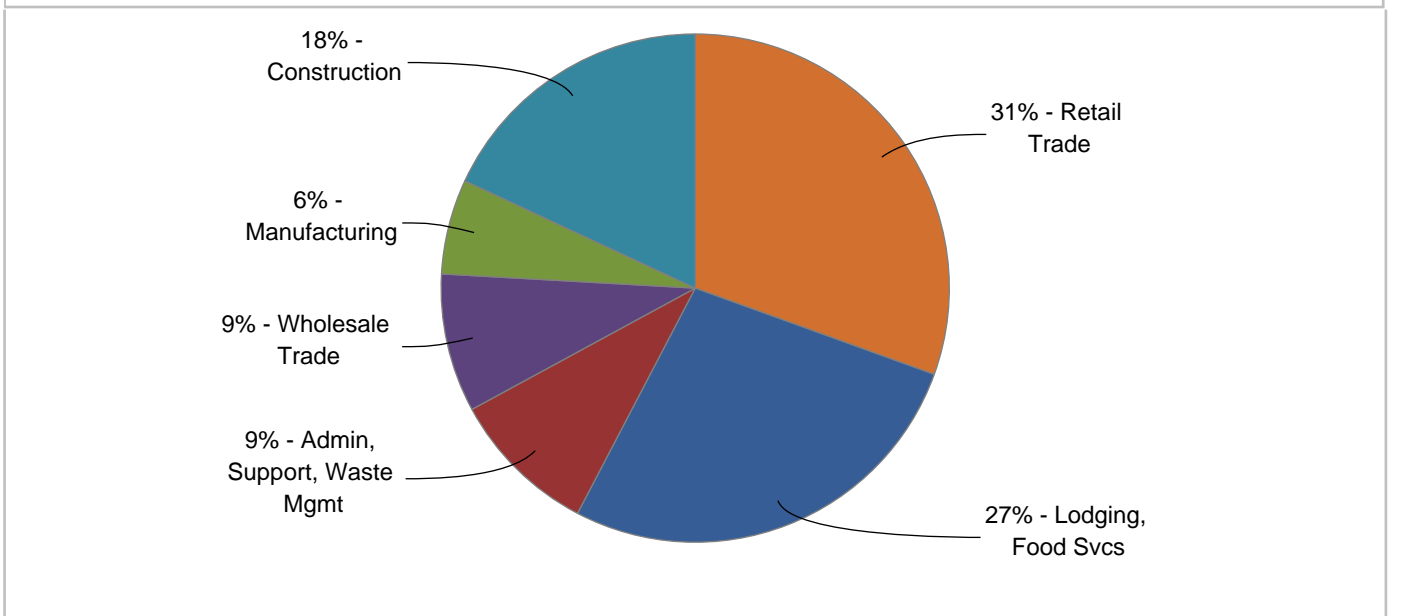
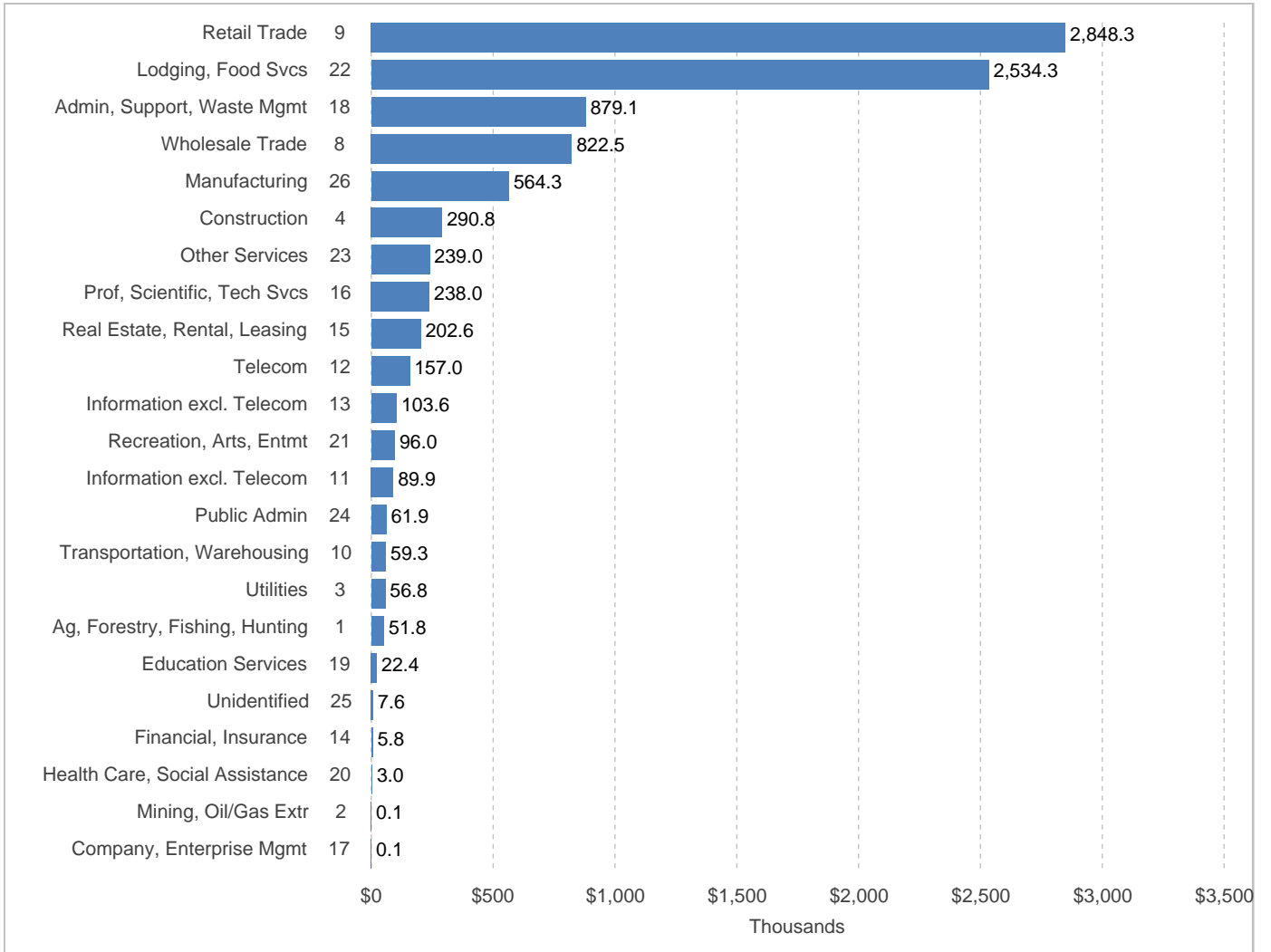
INDUSTRY SEGMENT	% Change from same month Prior Year					
	Oct	Nov	Dec	Jan	Feb	Mar
Retail Trade	22.9%	5.9%	7.6%	8.1%	-1.5%	11.7%
Lodging, Food Svcs	24.6%	0.9%	-4.4%	8.4%	12.5%	0.5%
Admin, Support, Waste Mgmt	0.1%	-21.8%	-7.6%	-21.7%	-5.5%	-24.5%
Wholesale Trade	16.4%	6.1%	246.3%	143.7%	80.4%	37.7%
Manufacturing	-9.1%	-15.7%	-20.2%	-13.3%	8.2%	-14.1%
All Others	-17.5%	-11.7%	1.8%	6.5%	-8.3%	-20.1%
TOTAL COLLECTIONS	9.5%	-3.3%	13.7%	11.8%	4.7%	-2.6%

* Ranked by Current + Prior YTD Collections

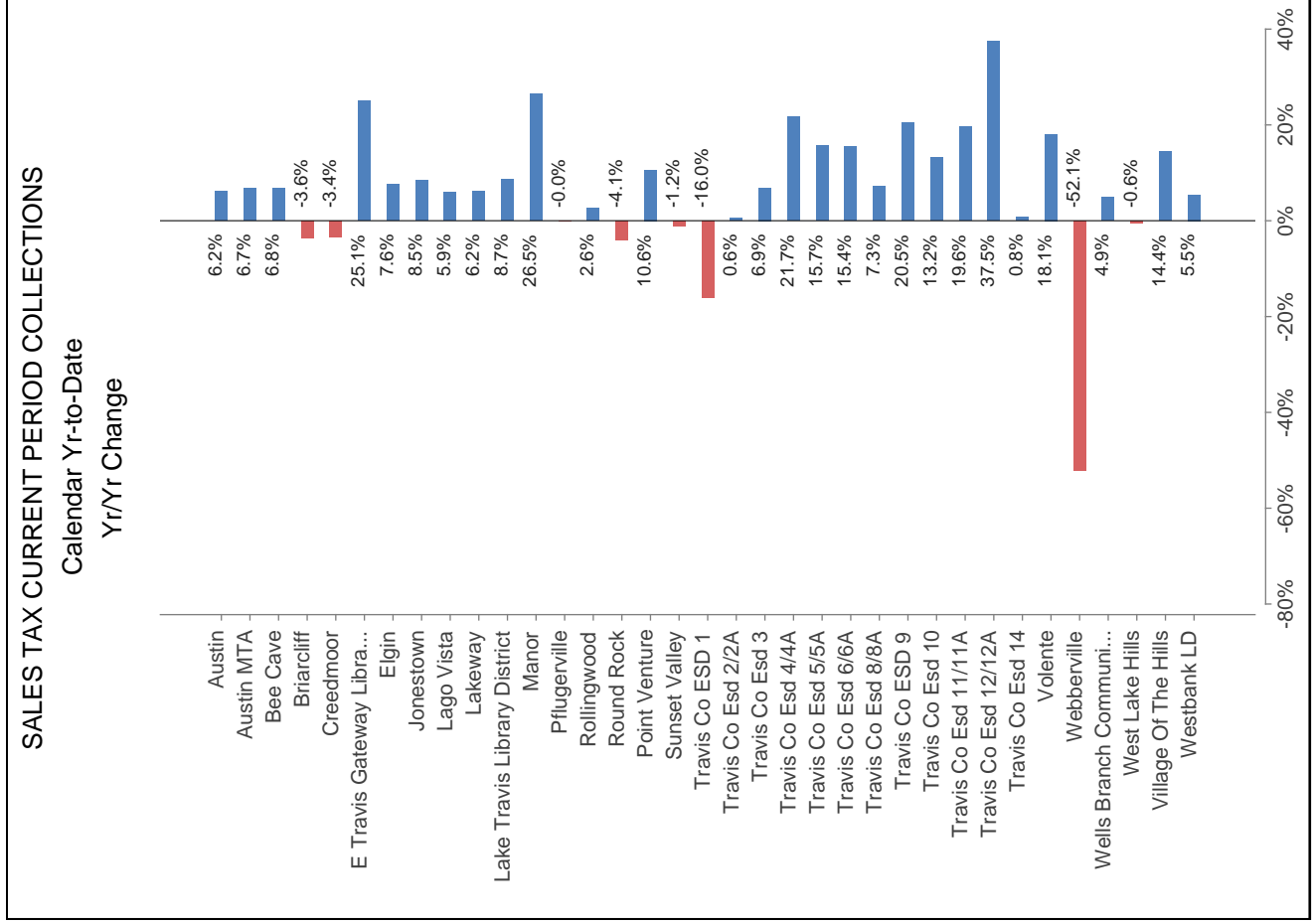
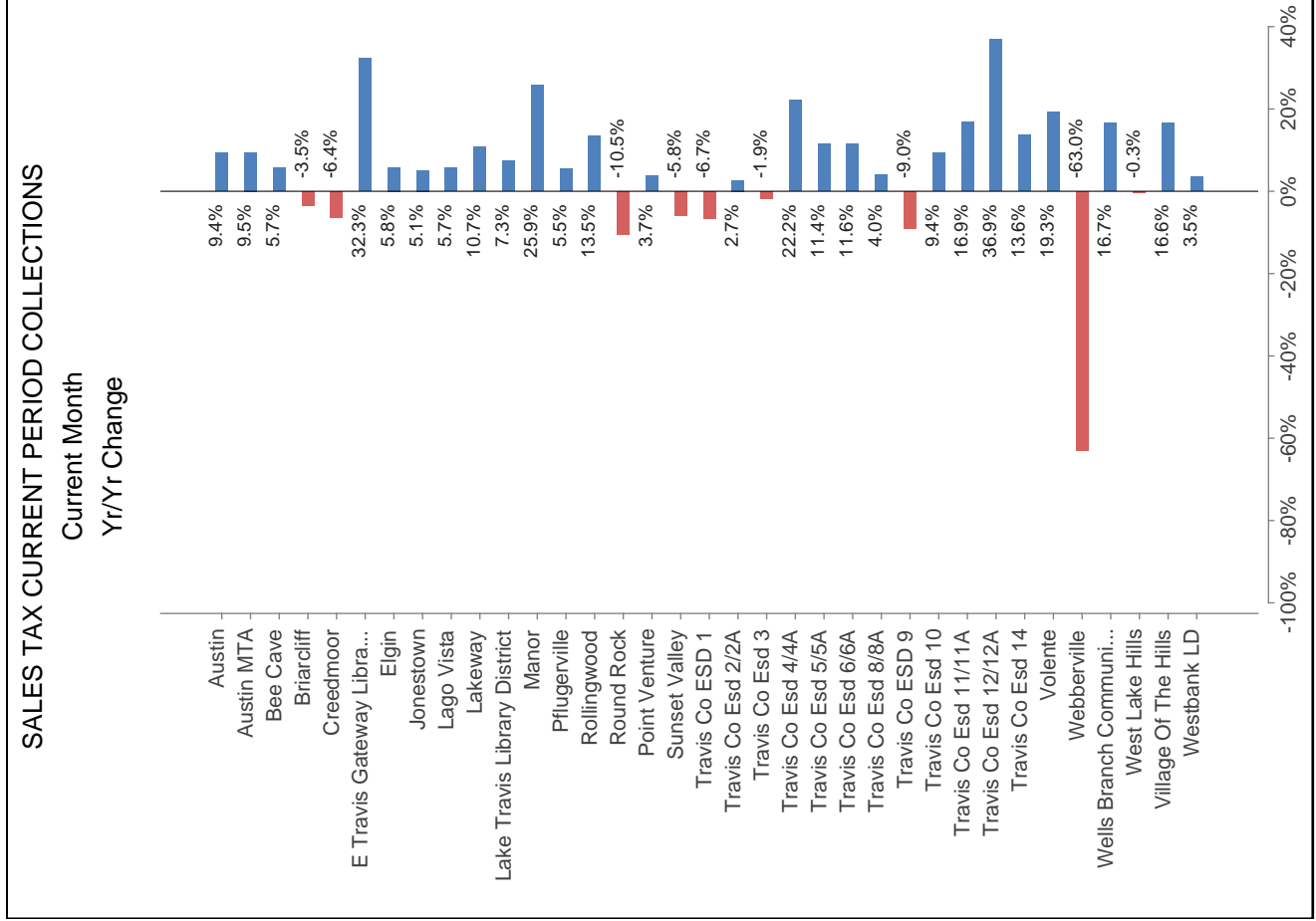
Data Source: Texas Comptroller of Public Accounts
Analysis: HdL Companies

©2026 All Rights Reserved

Travis Co Esd 3
INDUSTRY SEGMENT SALES TAX RANK & DISTRIBUTION
 (Prior Fiscal Year + Current Fiscal Year-to-Date)
 Mar-26



SALES TAX TREND
TRAVIS COUNTY
Mar-26



NAICS KEY

Code	Industry Segment
1	Ag, Forestry, Fishing, Hunting
2	Mining, Oil/Gas Extr
3	Utilities
4	Construction
5	Manufacturing
6	Included in Key No. 5
7	Included in Key No. 5
8	Wholesale Trade
9	Retail Trade
10	Transportation, Warehousing
11	Information excl. Telecom
12	Telecom
13	Included in Key No. 11
14	Financial, Insurance
15	Real Estate, Rental, Leasing
16	Prof, Scientific, Tech Svcs
17	Company, Enterprise Mgmt
18	Admin, Support, Waste Mgmt
19	Education Services
20	Health Care, Social Assistance
21	Recreation, Arts, Entmt
22	Lodging, Food Svcs
23	Other Services
24	Public Admin
25	Unidentified

Oak Hill Fire Department
Travis County Emergency Services District #3

Station 301
Circle Drive
9211 Circle Drive
Austin, Texas 78736
512-288-5576
Fax 512-288-5903



Station 302
Barton Creek
4111 Barton Creek
Austin, Texas 78735
Admin 512-288-5534
Fax 512-288-5844

February 2026 Operations Report

Significant Events

February 8 (C) – Structure Fire – AutoAid Received (Austin) – 9002 Tara Lane

[Engine 301] E301 was dispatched to 9002 Tara Ln for a reported fire involving an outside storage building. Upon arrival, E301 found a smoldering 8' x 10' storage shed converted into a chicken coop. The homeowner had suppressed the bulk of the fire using a garden hose prior to arrival. E301 canceled all incoming units and deployed a booster line to complete extinguishment and perform overhaul. The point of origin was determined to be an extension cord supplying power to a window AC unit and interior lighting. After confirming the fire was fully extinguished, E301 cleared the scene and returned to service.

[Battalion 301] BAT301 self-assigned to the incident due to the call text on the MDC. E301 arrived on scene and an outside chicken coop had the entire inside involved in fire and worked its way to the exterior. The homeowner knocked most of the fire down. E301 cancelled all other units not on scene. I continued to the scene code one and met with E301 Officer. I then cleared the scene and went back into service.

Aid Responses

Austin
 Travis County ESD #1
 Pflugerville – TCESD #2
 Manchaca – TCESD #5
 Lake Travis FR – TCESD #6
 Pedernales – TCESD #8
 Westlake – TCESD #9
 CE-Bar – TCESD #10
 Travis County ESD #11
 Manor – TCESD #12
 Hays County
Total

February	
Received	Given To
24	8
0	0
0	0
0	0
2	0
0	0
7	2
0	0
0	1
0	0
0	0
33	11

2026	
Received	Given To
52	25
0	0
0	0
0	0
3	1
0	0
19	4
1	0
0	1
0	0
0	0
75	31

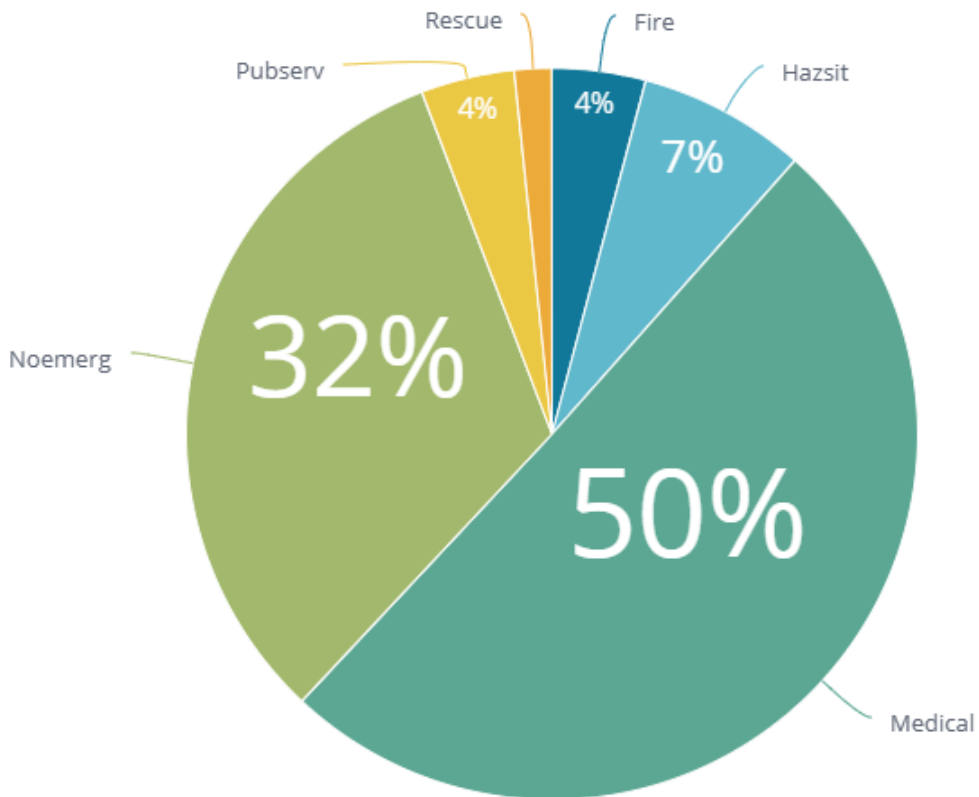
Operations

Unscheduled OT Hours
 Sick and Vacation Hours Taken
 Injuries
 Injuries Lost Time Hours
 Volunteer Hours Contributed

February	2026
289	589
1,086	1,958
1	1
88	232
97	160

Special Projects Status

- We are hosting a meeting of the Greater Barton Creek Area Wildfire Planning Group on Monday, March 30. This group is working together to assist many different property owner associations throughout the area to be more prepared for and protected from wildfires.
- The annual Pancake Breakfast and Egg Hunt is scheduled for Saturday, March 28, at Station 301. Mailers were sent out earlier this month and we are preparing for another heavily attended event.



Any EMS Unit

EMS Transport Units
2 additional minutes to arrive

EMS with FRO

ESD 03

Priority	Incidents	On Time	Compliance	Priority	On Time	Compliance	Priority	On Time	Compliance
1	2	1	50.0%	1	2	100.0%	1	2	100.0%
2	11	9	81.8%	2	10	90.9%	2	11	100.0%
3	16	16	100.0%	3	15	93.8%	3	16	100.0%
4	25	18	72.0%	4	22	88.0%	4	24	96.0%
5	7	6	85.7%	5	3	42.9%	5	7	100.0%
Total	61	50	82.0%	Total	52	85.2%	Total	60	98.4%

Travis County

Priority	Incidents	On Time	Compliance	Priority	On Time	Compliance	Priority	On Time	Compliance
1	73	51	69.9%	1	60	82.2%	1	71	97.3%
2	194	150	77.3%	2	164	84.5%	2	184	94.8%
3	461	389	84.4%	3	411	89.2%	3	454	98.5%
4	546	440	80.6%	4	471	86.3%	4	527	96.5%
5	151	143	94.7%	5	92	60.9%	5	146	96.7%
Total	1425	1173	82.3%	Total	1198	84.1%	Total	1382	97.0%